


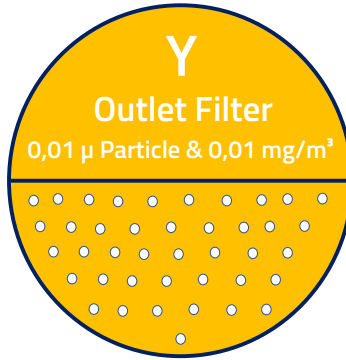

# OCD Series Heatless Desiccant Air Dryers



OCD

MODEL	Capacity		Filter Set	Connection Size	Pressure Drop (mbar)	Dew Point °C	Max. Inlet Temperature °C	Dimensions (mm)	Weight (kg)
	m³/min	m³/h							
OCD 130	2,17	130	GK0150 MX-MY-MP	1"	130	-40	45	757x450x1315	110
OCD 185	3,09	185	GK0200 MX-MY-MP	1"	130	-40	45	760x450x1567	130
OCD 250	4,17	250	GK0250 MX-MY-MP	1"	130	-40	45	650x760x1589	160
OCD 300	5,00	300	GK0300 MX-MY-MP	1 1/2"	130	-40	45	742x900x1615	215
OCD 360	6,00	360	GK0500 MX-MY-MP	1 1/2"	130	-40	45	742x900x1615	215
OCD 440	7,34	440	GK0500 MX-MY-MP	1 1/2"	130	-40	45	650x900x1792	340
OCD 575	9,60	575	GK0600 MX-MY-MP	1 1/2"	130	-40	45	650x900x1990	450
OCD 680	11,34	680	GK0851 MX-MY-MP	2"	130	-40	45	750x1000x2164	535
OCD 850	14,17	850	GK0851 MX-MY-MP	2"	130	-40	45	800x1050x2303	700
OCD 1000	16,67	1000	GK01210 MX-MY-MP	2"	130	-40	45	860x1120x2397	785
OCD 1250	20,84	1250	GK01820 MX-MY-MP	DN80	130	-40	45	1010x1300x2310	980
OCD 1500	25,00	1500	GK01820 MX-MY-MP	DN80	130	-40	45	1010x1300x2547	1210
OCD 1800	30,00	1800	GK01820 MX-MY-MP	DN80	130	-40	45	1010x1392x2415	1250
OCD 2200	36,67	2200	GK02200 MX-MY-MP	DN80	130	-40	45	1110x1490x2482	1525
OCD 2700	45,00	2700	GK02700 MX-MY-MP	DN80	130	-40	45	1210x1949x2245	1870
OCD 3200	53,34	3200	F3600 MX-MY-MP	DN100	130	-40	45	1210x1920x2460	2215
OCD 3600	60,00	3600	F4800 MX-MY-MP	DN100	130	-40	45	1210x1830x2596	2300
OCD 4400	73,34	4400	F4800 MX-MY-MP	DN100	130	-40	45	1210x1920x2486	2800
OCD 5000	83,34	5000	F7200 MX-MY-MP	DN125	130	-40	45	1350x1920x2960	3180
OCD 6300	105,00	6300	F7200 MX-MY-MP	DN150	130	-40	45	1650x2500x2760	4000
OCD 7200	120,00	7200	F9600 MX-MY-MP	DN150	130	-40	45	1650x2500x2924	4570
OCD 8800	146,67	8800	F9600 MX-MY-MP	DN150	130	-40	45	1650x2500x3200	5585
OCD 10800	180,00	10800	F12000 MX-MY-MP	DN200	130	-40	45	1720x2500x2720	6855

## Filter Efficiency Rating



	X Inlet Filter	Y Outlet Filter	P Particular Filter
Efficiency Rating	1 micron particle removal and 0.5 mg/m <sup>3</sup> oil removal	0.01 micron particle removal and 0.1 mg/m <sup>3</sup> oil removal	5 micron particle removal (Removes desiccant particles after the dryer)

Correction Factors								All desiccant dryers are designed according to Pneurop conditions as per ISO7183.
Pressure Factor F1	0.69	0.75	0.88	1	1.12	1.25	1.37	
Air Inlet Temperature (°C)	20	25	30	35	40	45	50	
Air Inlet Factor F2	1	1	1	1	0.8	0.75	0.59	